



# The eReaders Web platform teachers' guide

## INTRODUCTION

Hi teacher, welcome to eReaders Web.

This small booklet will help you familiarise yourself with the eReaders Web pages, and learn how to make the most of its functions.

You'll see, using eReaders Web is very simple, enabling you to make your classes even more engaging for your students.

**First, what is eReaders Web?**

eReaders Web is a system that, combined with the eReaders app, allows you to utilise Black Cat Cideb Graded Readers as a teaching method, both in the classroom and at home. It's an innovative tool that makes the most of reading and storytelling opportunities, while paying specific attention to the needs of digital natives.

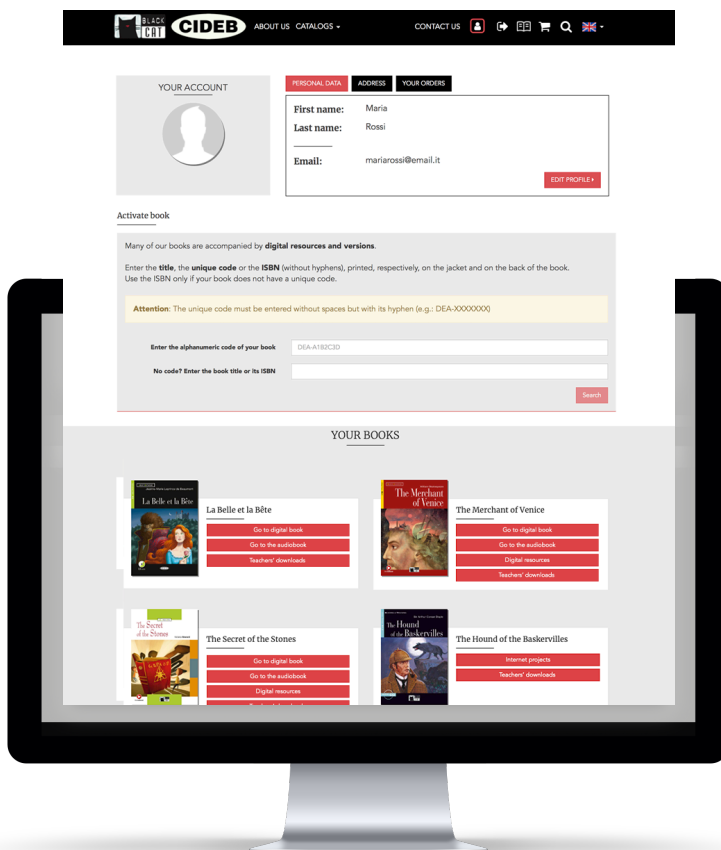
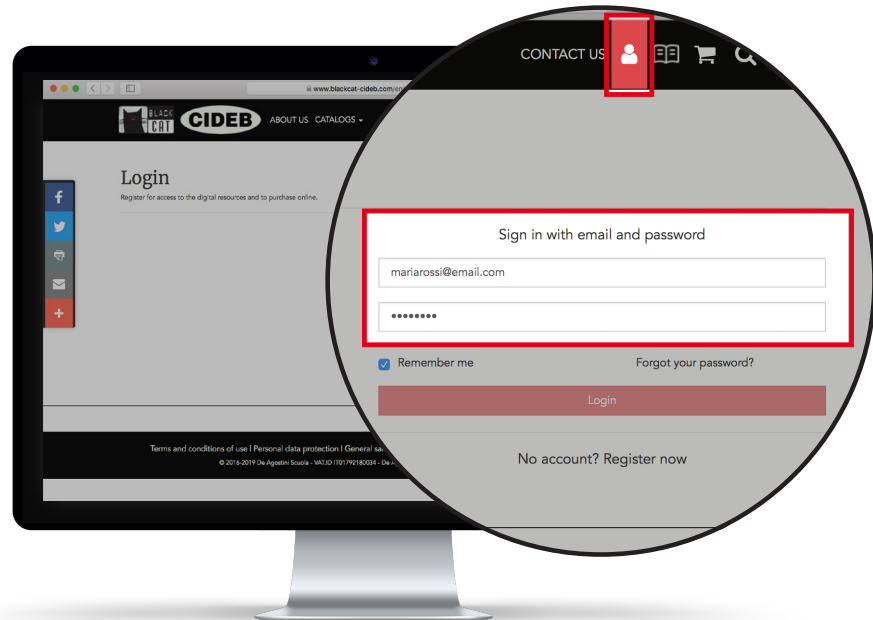
## WHAT DOES EREADERS OFFER?

For students:

- ◇ Digital versions of progressive readings with:
  - Integrated audio synchronised to the text.
  - The option to change the fonts for increased readability.
  - Interactive exercises with auto correct.
  - Separate audiobook for listening with an audio player, even offline.
- ◇ Your readings always with you:
  - With eReaders it is possible to start reading on a tablet and continue on a smartphone; even the exercises are always synchronised, so in just a moment, you can resume from where you left off and without ever losing any answers.

## HOW TO ACCESS EREADERS

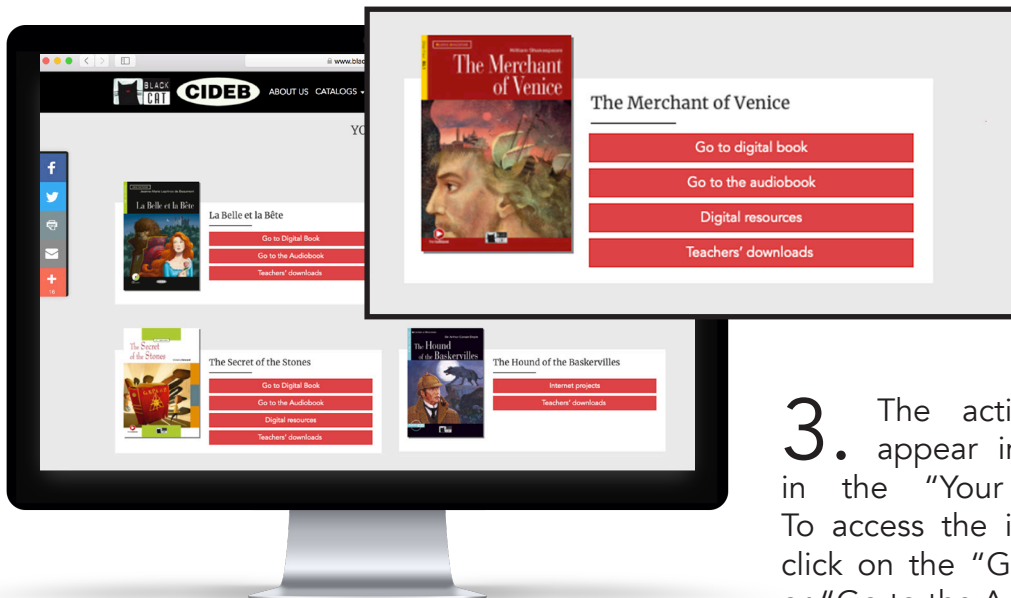
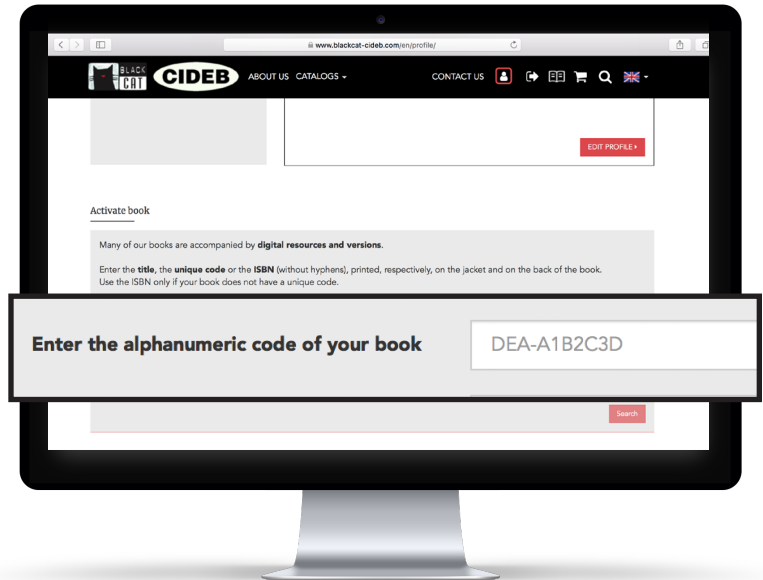
1. First go to the Black Cat CIDEB website: [blackcat-cideb.com](http://blackcat-cideb.com) and log in using your password, or create a new teacher account. If you like, you can also use your DeA Scuola account.



2. Go to your profile page: here you can edit your details, view your orders, access the teacher resources that complement the books, and activate the digital version of eReaders Web.

## HOW TO ACTIVATE THE DIGITAL EREADERS WEB VERSION OF A BOOK

1. Check the eReaders icon is at the back of the book.
2. To enable the digital content, under the “Activate book” section, insert the unique code printed inside the book cover. Please note: the unique code must be entered without spaces and include a dash (example: DEA-XXXXXXX).



3. The activated books will appear immediately below, in the “Your books” section. To access the interactive content, click on the “Go to Digital Book” or “Go to the Audiobook” button.

## HOW TO ACTIVATE THE EREADERS APP VERSION OF A BOOK

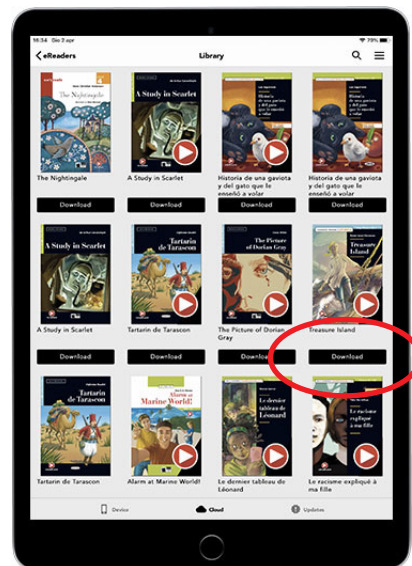
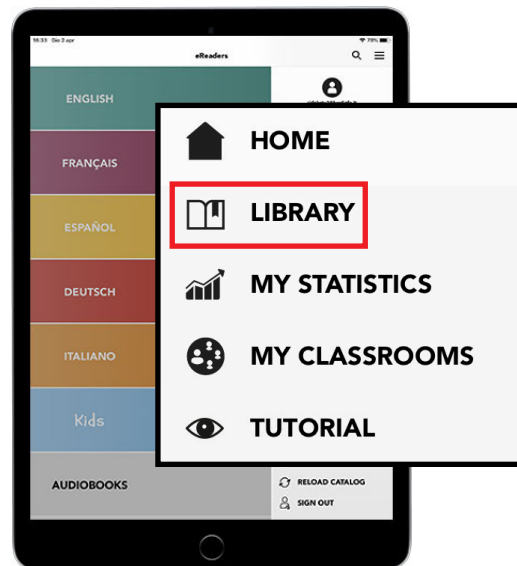
After activating your books on [blackcat-cideb.com](http://blackcat-cideb.com), you can view them on the eReaders app as well.

1. Download the app from Google Play Store or App Store.

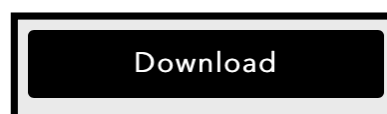


2. Sign in with the same account you use on [blackcat-cideb.com](http://blackcat-cideb.com).

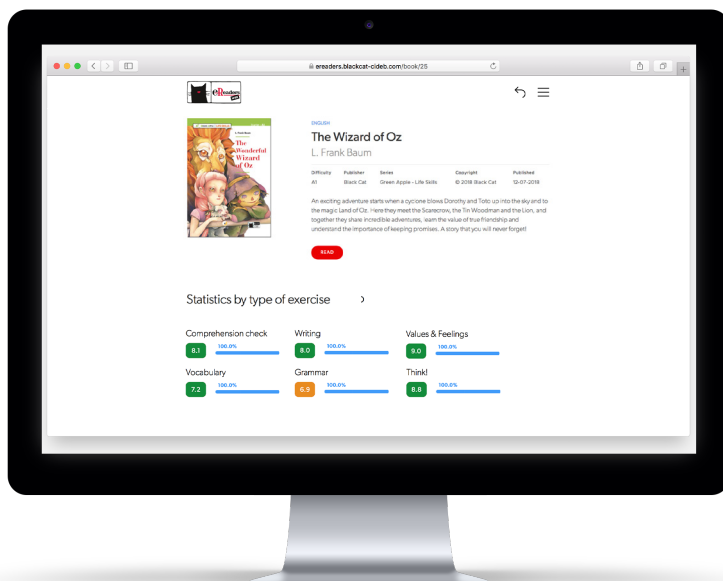
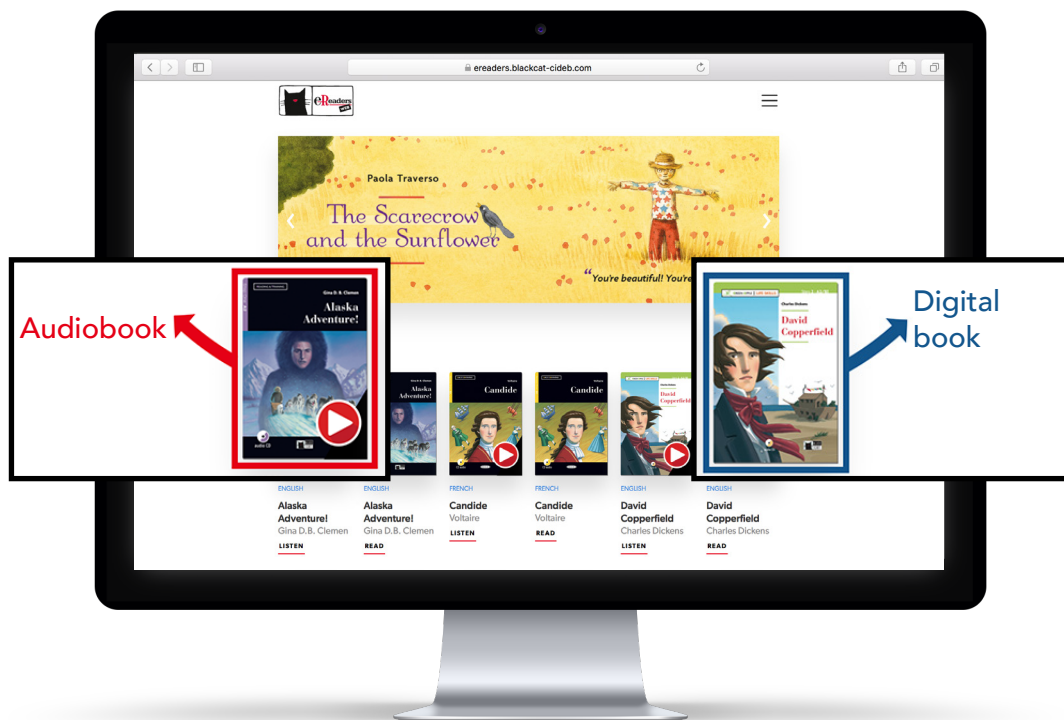
3. Select "Library" in the menu on the right and click on "My books".



4. Select the book and download it to your device. Now it will always be available to you, even offline.



As soon as you access eReaders Web, you enter the “My books” section. Here are all the contents that you activated by code, or that you purchased from the app (the web and app versions synchronise automatically). For each title you will see a book and an audiobook, the latter has a distinctive red “play” button on the cover. The books and audiobooks will open in a separate window, allowing you to view multiple books simultaneously.



Clicking on each book or audiobook will enable you to view a content description, and select which one to open and read/listen to. Furthermore, after completing the first exercises, students will see their statistics below the book description.